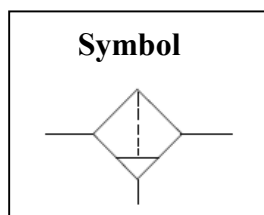


AF Series Filter



Specification:

Code	AF1000	AF2000	AF3000	AF4000	AF5000
Port size	M5X0.8	1/8", 1/4"	1/4", 3/8	3/8", 1/2", 3/4"	3/4", 1"
Fluid	Air				
Filtration	5um				
Proof pressure	1.5Mpa (15bar)				
Max working pressure	1.0Mpa (10bar)				
Set pressure range	0.05 ~ 0.7Mpa	0.05 ~ 0.85Mpa			
Temperature	-5~60°C (23~140°F) No freezing				
Bowl material	Polycarbonate				
Flow capacity (L/min)*	110	750	2000	5000	7000
Weight (kg)	0.07	0.19	0.29	0.58	1.08

*Note: Supply pressure: 0.7Mpa, Set pressure: 0.5Mpa

Ordering Code:

AF 3000-03 -D

① ② ③ ④

①Model

AC	Filter, Regulator, Lubricator Combination
AW	Filter, Regulator Combination
AF	Filter
AR	Regulator
AL	Lubricator

②Series

1000
2000
3000
4000
5000

③Port size

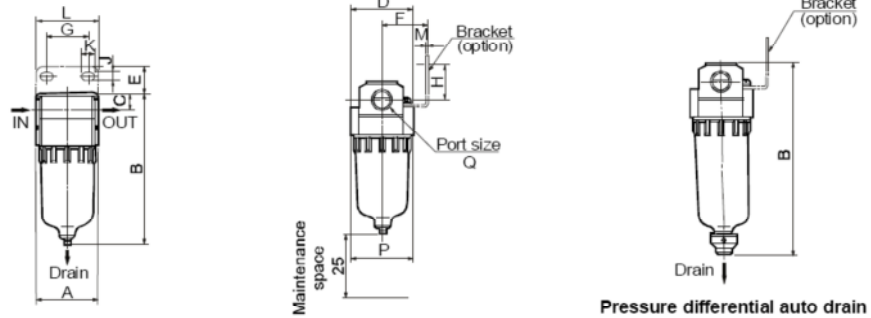
M5	M5X0.8
01	1/8"
02	1/4"
03	3/8"
04	1/2"
06	3/4"
10	1"

④Other Option

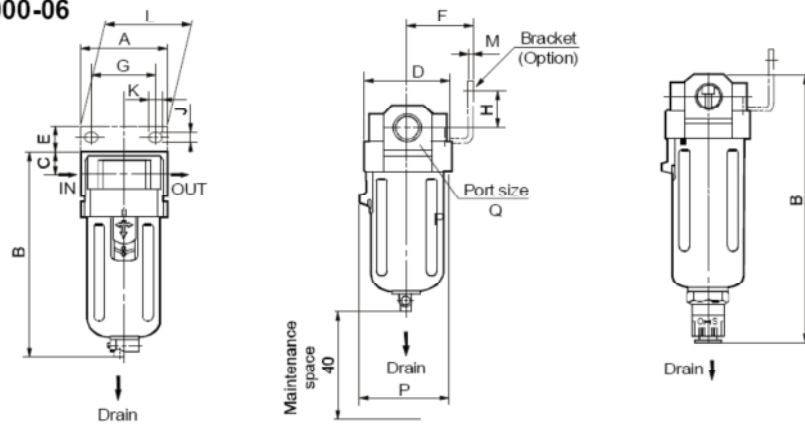
Blank	Manual drain
D	Auto drain
L	With level gauge

Dimension

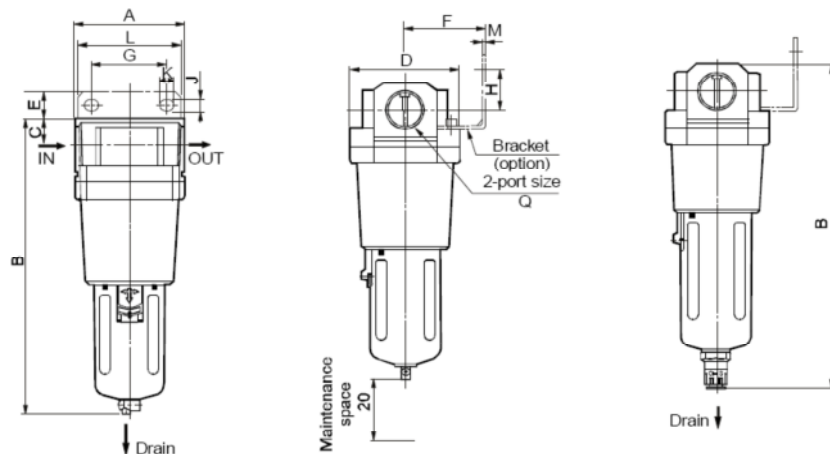
AF1000, AF2000



AF3000, AF4000, AF4000-06



AF5000



Model	Port size	A	B	C	D	Bracket mounting size								P	With auto drain	
						E	F	G	H	J	K	L	M		Float B	Press.Diff. B
AF1000	M5×0.8	25	66	7	25	—	—	—	—	—	—	—	—	27.5	—	86.5
AF2000	1/4	40	97.5	11	40	17	30	27	22	5.4	8.4	40	2.3	40	—	120.5
AF3000	1/4, 3/8	53	129	14	53	16	41	40	23	6.5	8	53	2.3	59	170	—
AF4000	3/8, 1/2	70	165	18	70	17	50	54	26	8.5	10.5	70	2.3	73	206	—
AF4000-06	3/4	75	169	20	70	14	50	54	25	8.5	10.5	70	2.3	73	210	—
AF5000	3/4, 11	90	244	24	90	23	70	66	35	11	13	90	3.2	—	285.5	—